



# Grapefruit Bird Feeders



Hillermann's  
Kids' Club

## GRAPEFRUIT BIRD FEEDERS

### What You Will Need:

1 grape fruit half

3 pieces of string

A sturdy spoon (to hollow out grapefruit)

Birdseed (Cardinals especially like sunflower and safflower seeds)

### What to Do:

1. Cut one grapefruit in half and scoop out the fruit.


2. Place the bottom half of the grapefruit on a level surface, with the cut edge up. Have an adult help you poke three evenly spaced holes in the skin, about  $\frac{1}{2}$  inch from the top edge.

3. Then take three pieces of string, each about two feet long, and knot them together near one end, leaving the other end loose.

4. Place the bottom of the grapefruit skin on the knot and thread the other ends of the string through the holes. Tie the loose ends together.

5. Place a big scoop of birdseed in the grapefruit and hang it from a tree.

Enjoy watching the birds  
and count how many  
Cardinals come for lunch!



# Hillermann

## NURSERY & FLORIST

2601 E. 5th St. • PO Box 1160 • Washington, MO 63090



Since 1951  
Phone: 636-239-6729  
Fax: 636-239-0103  
[www.hillermann.com](http://www.hillermann.com)

Nursery/Garden Center • Flower/Gift Shop • Landscape/Irrigation • Lawn & Garden Equipment

*Because Life Should be Beautiful!*